

## -New Product Information Sheet-

Specifications subject to change  
© OMRON HEALTHCARE EUROPE B.V.

Name: **Walking Style one 2.1**  
Stepcounter with 3 dimensional sensor



## HJ-321-E (black)

This excellent slim designed product “Walking Style one 2.1 (HJ-321)” the successor of Walking Style one (HJ-152-E) is made to be worn in the pocket, on the hip or even in a bag to count your daily walking activity. The 3-dimensional electronic sensor technology guaranties you OMRON’s most accurate way of measurement.

### Product features:

- Reach for a goal of 10,000 steps a day and monitor your progress
- 3 D accelerometer sensor
- Accurately counts every step and aerobic step
- Measures distance in kilometres and miles
- Kcal
- 7 days memory
- Clock
- Holder

OMRON HEALTHCARE EUROPE B.V.  
Scorpius 33 2132 LR Hoofddorp The Netherlands  
P.O. Box 2050 2130 GL Hoofddorp The Netherlands  
Phone: +31 (0)23 55 44 700 fax +31 (0)23 55 44 701  
[www.omron.healthcare.com](http://www.omron.healthcare.com)


BANKERS BANK OF TOKYO-MITUBISHI (HOLLAND) N.V.  
ACC. NR. 063.56.15.320 IBAN NL95BOTK0635615320  
SWIFT BOTKNL2X  
CHAMBER OF COMMERCE NR. 342.10306  
BTW/VAT NR. NL8132.86.281.B01

## Walking Style one target group:







- Mainly women
- 30 – 60 years old
- Casual walker / jog walker
- Exercise 3-5 x week
- Middle income

## Feature advantage benefit overview:

The new Walking Style one 2.1 comes with a bunch of different features



**Products:** Walking Style one 2.1  
**Product code:** HJ-321-E

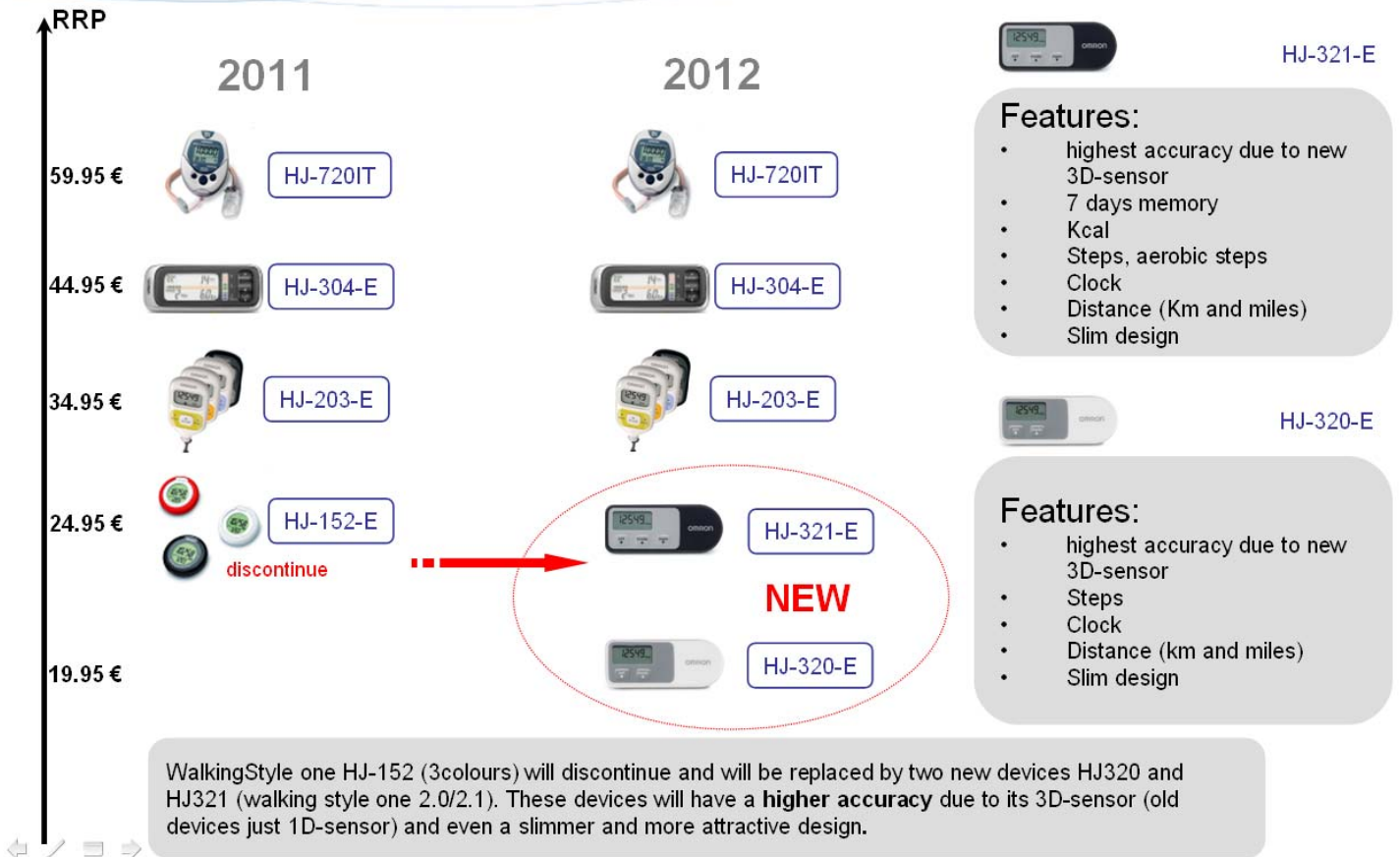
feature	advantage	benefit
 3D-SENSOR	the device is able to detect movements in 3 different dimensions	the step counter measures the intensity and number of steps everywhere with the greatest accuracy regardless of where it is attached
 CLOCK	shows time by pressing the buttons	convenient reading of the time
 STEPS	counting every step	the user sees the steps already performed during day X
 DISTANCE	measures the distance	see how many KM you have walked that day.
 burned KCAL	display the additional KCAL burned while walking	the user learns how many additional calories his body has consumed with the physical activity performed
 7 days memory	keeps the past activities for 7 days	permits long-term control and motivation.
Aerobic steps	every walk which exceed 60 sec will be display separately	steps enliven/exercise the cardiovascular system in particular
unit switch	switchable from KM to miles and KG to Pounds	suitable for the metric- and imperial-system
holder	the device will be delivered with a hip holder	comfortable to wear on the waistband

OMRON HEALTHCARE EUROPE B.V.  
 Scorpius 33 2132 LR Hoofddorp The Netherlands  
 P.O. Box 2050 2130 GL Hoofddorp The Netherlands  
 Phone: +31 (0)23 55 44 700 fax +31 (0)23 55 44 701  
[www.omron.healthcare.com](http://www.omron.healthcare.com)

BANKERS BANK OF TOKYO-MITUBISHI (HOLLAND) N.V.  
 ACC. NR. 063.56.15.320 IBAN NL95B0TK0635615320  
 SWIFT BOTKNL2X  
 CHAMBER OF COMMERCE NR. 342.10306  
 BTW/VAT NR. NL8132.86.281.B01

## Comparison with Omron stepcounter

### Product Portfolio change FY2011 vs. FY2012



#### Package Example:

We will have:

High quality clam shell packaging (**NEW**)

#### Instruction Manual Layout Example:

We will have:

1. Quick guide (**NEW**)
2. Manual will have 26 languages (**NEW**), only technical data and warnings have to be downloaded separately

OMRON HEALTHCARE EUROPE B.V.  
Scorpius 33 2132 LR Hoofddorp The Netherlands  
P.O. Box 2050 2130 GL Hoofddorp The Netherlands  
Phone: +31 (0)23 55 44 700 fax +31 (0)23 55 44 701  
[www.omron.healthcare.com](http://www.omron.healthcare.com)

BANKERS BANK OF TOKYO-MITSUBISHI (HOLLAND) N.V.  
ACC. NR. 063.56.15.320 IBAN NL95BOTK0635615320  
SWIFT BOTKNL2X  
CHAMBER OF COMMERCE NR. 342.10306  
BTW/VAT NR. NL8132.86.281.B01

## Illustration instruction manual and packaging: Illustration sample (Size: A4 page, both sides are printed)



- 1.
  - 1. Alacik produkt
  - 2. Flaccaggio del prodotto
  - 3. Produkt anbringen
  - 4. Fixação do aparelho
  - 5. Produkt befestigen
  - 6. Colocación del producto
  - 7. Knyazovanie nastaven
  - 8. ثبيت المنتج
  - 9. Připevnění na opasek
  - 10. Připevnění přístroje
  - 11. Václonni produkti
  - 12. Připevnění přístroje
  - 13. Steadere knyttningen
  - 14. Måttene knyttning
  - 15. Připevnění přístroje
  - 16. Atermetil röglättning
  - 17. Připevnění přístroje
  - 18. Infocsa kiegészítőknek
  - 19. Fixare produsului
  - 20. Připevnění opasečkem
  - 21. Fixar produsul
  - 22. Abajama pedanzatal
  - 23. Připevnění přístroje
  - 24. Připevnění přístroje
  - 25. Sállra fűzővel
  - 26. Dett stöta

**Calorie based**  
By measuring the intensity of your activity, the unit can calculate the amount of calories burned.

**Aerobic steps**  
Aerobic steps are the physical exercise that helps us stay healthy. Aerobic steps are counted separately when walking more than 69 steps per minute and more than 16 minutes continuously. If a rest of less than 1 minute is taken after a continuous walk of more than 16 minutes, this will be regarded as part of 'a continuous walk'.

About the battery energy saving function  
In order to save battery energy, the display of the unit will be turned off if no buttons are pressed for more than 5 minutes. However, the unit will continue to monitor your step count. Press **set**, **mode**, or **mem** buttons to turn the display on again.

- 2.
  - 1. Activation: Press any key for 2 sec.
  - 2. Aktivace: přetiskněte anbu tlačítkem po 2 sec.
  - 3. Aktivieren: Drücken Sie 2 Sekunden lang eine beliebige Taste.
  - 4. Activation: Appuyer sur n'importe quelle touche pendant 2 s.
  - 5. Inicializaci: čekat 2 sekundami lang op acoi vřilidvoljce tlaču.
  - 6. Aktivir: palme cualquier botón durante 2 seg.
  - 7. Aktivierung: kanyazmaň n'alyfo ommawo a tanyawo 2 ommaw.
  - 8. التنشيط: اضغط أي مفتاح لمدة 2 ثوانين.
  - 9. Aktivierung: Håvoverne vevselen ommanwawo aa 2 oer.
  - 10. Aktivieren: Drücken Sie beliebig ein beliebiges Tasten für 2 Sekunden.
  - 11. Aktivierung: Tryk på en vilkårlig tast i 2 sek.
  - 12. Dwyprywarjaj: Nycjara ommawjppaw n'alyfo aa 2 faw.
  - 13. Knyttning: vagnjara talu aelaw vällil n'alyfo n'alyfo.
  - 14. Aktivirati: palme n'alyfo n'alyfo n'alyfo 2 sekunda.
  - 15. Aktivacija: palme n'alyfo n'alyfo n'alyfo 2 sekunde.
  - 16. Aktiviti: Nycjara n'alyfo n'alyfo n'alyfo 2 mikro-ppawj.
  - 17. Aktivizaci: n'alyfo n'alyfo n'alyfo n'alyfo n'alyfo n'alyfo 2 sekund.
  - 18. Aktivierung: Tryk på en hvilken som helst tast i 2 sekunder.
  - 19. Aktivierung: Nacjara čawjara n'alyfo n'alyfo 2 sekund.
  - 20. Aktivacija: Pritiskni quakog botón durante 2 segundos.
  - 21. Aktivieren: Apłanyj acoi kany 2 sekundy.
  - 22. Aktivizaci: Pritiskni kany n'alyfo 2 sekund.
  - 23. Aktivizaci: Pritiskni kany n'alyfo 2 sekund.
  - 24. Aktivierung: Tryk på valfrilj tany 2 sek.
  - 25. Aktivizaci: 2 m. bojawa kany n'alyfo n'alyfo n'alyfo.

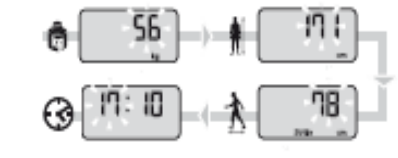


- 3.
  - 1. Charging Unit of Measurement: Press **mode** for 2 sec., Select with **mode**.
  - 2. Cambio de unidad de medida: presione **mode** por 2 sec. Seleccione con **mode**.
  - 3. Ändern der Messeneinheit: Drücken Sie 2 Sekunden lang **Wählen Sie mit mode**.
  - 4. Chargement de l'unité de mesure: Appuyez sur **mode** pendant 2 s. Effectuez votre sélection à l'aide des touches **mode**.
  - 5. Měření jednotky měření: čekat 2 sekundami lang op **mode**. Seleccione **mode**.
  - 6. Cambiar unidad de medida: palme durante 2 seg. Seleccione con **mode**.
  - 7. Knyazovanie ommawo ommawo: kanyazmaň a tanyawo 2 ommaw.
  - 8. تعديل وحدة القياس: اضغط لمدة 2 ثوانين على **mode**. حدد القياس باستخدام **mode**.
  - 9. Cawo wa ommawo ommawo ommawo: Håvoverne aa 2 oer. Knyttjara aa **mode**.
  - 10. Změna měřicí jednotky: Stiskněte **mode** na 2 sekundy. Zvolte pomocí **mode**.
  - 11. Äändring af måleenhed: Tryk på **mode** i 2 sek. Vælg med **mode**.
  - 12. Ałanyj janyfoj janyfoj: Nycjara aa **mode** a jany 2 faw. Dett n'alyfo aa **mode**.
  - 13. Mõõtühku valitamine: vagnjara talu aelaw vällil n'alyfo n'alyfo. Kany n'alyfo vällil n'alyfo n'alyfo.
  - 14. Měření jednotky měření: Palme a 2 sekundy. Václonni n'alyfo **mode**.
  - 15. Pomyjara n'alyfo janyfoj: pítanta aa 2 sekund. Očawo n'alyfo n'alyfo.
  - 16. A n'alyfo n'alyfo n'alyfo n'alyfo: Nycjara n'alyfo a jany 2 m'awj. Aktivizaci: zlyfo n'alyfo n'alyfo n'alyfo.
  - 17. Mawo n'alyfo n'alyfo n'alyfo: ommawo aa 2 sek. Pany n'alyfo aa **mode**.
  - 18. Mawo n'alyfo n'alyfo: n'alyfo n'alyfo n'alyfo n'alyfo n'alyfo n'alyfo.
  - 19. Mawo n'alyfo n'alyfo: n'alyfo n'alyfo n'alyfo n'alyfo n'alyfo n'alyfo.
  - 20. Mawo n'alyfo n'alyfo: n'alyfo n'alyfo n'alyfo n'alyfo n'alyfo n'alyfo.
  - 21. Mawo n'alyfo n'alyfo: n'alyfo n'alyfo n'alyfo n'alyfo n'alyfo n'alyfo.
  - 22. Mawo n'alyfo n'alyfo: n'alyfo n'alyfo n'alyfo n'alyfo n'alyfo n'alyfo.
  - 23. Mawo n'alyfo n'alyfo: n'alyfo n'alyfo n'alyfo n'alyfo n'alyfo n'alyfo.
  - 24. Mawo n'alyfo n'alyfo: n'alyfo n'alyfo n'alyfo n'alyfo n'alyfo n'alyfo.
  - 25. Mawo n'alyfo n'alyfo: n'alyfo n'alyfo n'alyfo n'alyfo n'alyfo n'alyfo.




lb ↔ kg  
feet/inch ↔ cm  
km ↔ mile  
AMP/PM ↔ 24h

- 4.
  - 1. Setting Personal Data and Time (A, V, M).
  - 2. Impostazione dei dati personali e dell'ora (A, V, M).
  - 3. Einstellung von persönlichen Daten und der Uhrzeit (A, V, M).
  - 4. Réglage de l'heure et des données personnelles (A, V, M).
  - 5. Personalje gawjara aa n'alyfo n'alyfo (A, V, M).
  - 6. Corrijara n'alyfo n'alyfo n'alyfo (A, V, M).
  - 7. Vevselen n'alyfo n'alyfo n'alyfo (A, V, M).
  - 8. إعداد البيانات الشخصية والزمن (A, V, M).
  - 9. Håvoverne n'alyfo n'alyfo n'alyfo (A, V, M).
  - 10. Håvoverne n'alyfo n'alyfo n'alyfo (A, V, M).
  - 11. Installation af personlige data og klokkeslæt (A, V, M).
  - 12. Pomyjara n'alyfo n'alyfo n'alyfo aa n'alyfo (A, V, M).
  - 13. Knyttjara n'alyfo n'alyfo n'alyfo (A, V, M).
  - 14. Håvoverne n'alyfo n'alyfo n'alyfo (A, V, M).
  - 15. Håvoverne n'alyfo n'alyfo n'alyfo (A, V, M).
  - 16. Håvoverne n'alyfo n'alyfo n'alyfo (A, V, M).
  - 17. Håvoverne n'alyfo n'alyfo n'alyfo (A, V, M).
  - 18. Håvoverne n'alyfo n'alyfo n'alyfo (A, V, M).
  - 19. Håvoverne n'alyfo n'alyfo n'alyfo (A, V, M).
  - 20. Håvoverne n'alyfo n'alyfo n'alyfo (A, V, M).
  - 21. Håvoverne n'alyfo n'alyfo n'alyfo (A, V, M).
  - 22. Håvoverne n'alyfo n'alyfo n'alyfo (A, V, M).
  - 23. Håvoverne n'alyfo n'alyfo n'alyfo (A, V, M).
  - 24. Håvoverne n'alyfo n'alyfo n'alyfo (A, V, M).
  - 25. Håvoverne n'alyfo n'alyfo n'alyfo (A, V, M).



Note: If the initial settings are not correct, the measurement results may not be accurate.



- 5.
  - 1. Checking today's results
  - 2. Controllo dei risultati odierni
  - 3. Ergebnisse von heute prüfen
  - 4. Contrôle des résultats du jour
  - 5. Resultaten van vandaag controleren
  - 6. Controlación de los resultados de hoy
  - 7. Pomyjara n'alyfo n'alyfo n'alyfo
  - 8. فحص نتائج اليوم
  - 9. Připevnění na opasek
  - 10. Připevnění přístroje
  - 11. Kontrola dnešních výsledků
  - 12. Kontrol af dagens resultater
  - 13. Tnyfoj n'alyfo n'alyfo n'alyfo
  - 14. Tnyfoj n'alyfo n'alyfo n'alyfo
  - 15. Pomyjara n'alyfo n'alyfo n'alyfo
  - 16. Pomyjara n'alyfo n'alyfo n'alyfo
  - 17. Pomyjara n'alyfo n'alyfo n'alyfo
  - 18. Pomyjara n'alyfo n'alyfo n'alyfo
  - 19. Pomyjara n'alyfo n'alyfo n'alyfo
  - 20. Pomyjara n'alyfo n'alyfo n'alyfo
  - 21. Pomyjara n'alyfo n'alyfo n'alyfo
  - 22. Pomyjara n'alyfo n'alyfo n'alyfo
  - 23. Pomyjara n'alyfo n'alyfo n'alyfo
  - 24. Pomyjara n'alyfo n'alyfo n'alyfo
  - 25. Pomyjara n'alyfo n'alyfo n'alyfo



OMRON HEALTHCARE EUROPE B.V.  
Scorpius 33 2132 LR Hoofddorp The Netherlands  
P.O. Box 2050 2130 GL Hoofddorp The Netherlands  
Phone: +31 (0)23 55 44 700 fax +31 (0)23 55 44 701  
www.omron.healthcare.com

BANKERS BANK OF TOKYO-MITSUBISHI (HOLLAND) N.V.  
ACC. NR. 063.56.15.320 IBAN NL95BOTK0635615320  
SWIFT BOTKNL2X  
CHAMBER OF COMMERCE NR. 342.10306  
BTW/VAT NR. NL8132.86.281.B01

## Illustration sample

The packaging will be a clam shell, the device will be visible in the centre of the packaging.



## Walking style One 2.1

Step counter

HJ-321-E

Tracks Steps, aerobic steps and Distance accurately



Features:

- 7 Days Memory
- Clock
- Calories Burned

All for Healthcare

<p>OMRON HEALTHCARE Co., Ltd. 5-3, Kanotsaba, Terado-cho, Muko, Kyoto, 617-0002 JAPAN</p> <p>OMRON HEALTHCARE EUROPE B.V. Scorpius 33 2132 LR Hoofddorp THE NETHERLANDS www.omron-healthcare.com</p> <p>Production facility OMRON (DALIAN) CO., LTD. Dalian, CHINA</p> <p>OMRON subsidiary OMRON HEALTHCARE UK LTD. Opal Drive, Fox Millie, Milton Keynes, MK15 0DG U.K.</p>	<p>OMRON Niederlassung OMRON MEDIZINTECHNIK HANDELSGESELLSCHAFT mbH John-Deere-Str. 8 1a 68163 Mannheim GERMANY www.omron-medizintechnik.de FZNR: 9534200 Artikelnummer: HU-321-E</p> <p>Succursale OMRON OMRON SAINTE FRANCE SAS 14, rue de Lisbonne 93561 Rosny-sous-Bois Cedex FRANCE</p>	<p>CE </p> <p>Made in China</p> <p>Distributed by:</p> <p>www.omron-healthcare.com</p> <p></p> <p>4 015672 107083</p>
--	--	---

3D-Sensor

17:32

CLOCK

DISTANCE

04384

DAILY STEPS

KCAL

7

DAYS

MEMORY

PK-HJ-321-E-01-02/2012  
1674306-7 A



**OMRON HEALTHCARE EUROPE B.V.**  
Scorpius 33 2132 LR Hoofddorp The Netherlands  
P.O. Box 2050 2130 GL Hoofddorp The Netherlands  
Phone: +31 (0)23 55 44 700 fax +31 (0)23 55 44 701  
www.omron.healthcare.com

**BANKERS BANK OF TOKYO-MITUBISHI (HOLLAND) N.V.**  
ACC. NR. 063.56.15.320 IBAN NL95BOTK0635615320  
SWIFT BOTKNL2X  
CHAMBER OF COMMERCE NR. 342.10306  
BTW/VAT NR. NL8132.86.281.B01

**OMRON HJ-321-E product specifications:**

Product name Walking Style one 2.1

- Type HJ-321-E
- Power supply 3V Lithium battery type CR2032
- Battery life Approx. 6 months\* (when used for 2 hours a day [approx. 10,000 steps])

**Note:** Supplied battery is for trial use. This battery can run out within 6 months.

**Measurement range**

*Workout results:*

- Time 0'00" to 1440'00"
- Distance 0.0 to 999.9 km

*Total today:*

- Steps today 0 to 999,999 steps
- Time 0:00 to 23:59

**Setting range:**

Time: 0:00 to 23:59 (24-hour display)

Weight: 30 to 136 kg in units of 1 kg

Height: 100 to 199 cm in units of 1 cm

Stride length: 30 to 250 cm in units of 1 cm

**Operating:**

*Temperature/humidity*

- -10°C to +40°C/30 to 85% RH

**External dimensions:** 75 (W) × 31(H) × 8(D) mm

**Weight:** Approx. 17 g (including battery)

**Packaging-content:**

Step counter, Clip, 3V Lithium battery type CR2032, screwdriver and instruction manual

***OMRON HJ-321-E packaging specifications:***

Carton	QTY	Approx. Weight	Approx. Dimensions W*D*H
Unit	1	0.050 kg	145 * 82 * 38 mm
Inner	10	0.660 kg	400 * 103 * 151 mm
Master	50	4.400 kg	538 * 418 * 193 mm

**OMRON HEALTHCARE EUROPE B.V.**  
 Scorpius 33 2132 LR Hoofddorp The Netherlands  
 P.O. Box 2050 2130 GL Hoofddorp The Netherlands  
 Phone: +31 (0)23 55 44 700 fax +31 (0)23 55 44 701  
[www.omron.healthcare.com](http://www.omron.healthcare.com)

**BANKERS BANK OF TOKYO-MITUBISHI (HOLLAND) N.V.**  
 ACC. NR. 063.56.15.320 IBAN NL95B0TK0635615320  
 SWIFT BOTKNL2X  
 CHAMBER OF COMMERCE NR. 342.10306  
 BTW/VAT NR. NL8132.86.281.B01