

## New Product Information Sheet

Specifications subject to change  
© OMRON HEALTHCARE EUROPE B.V.

Sales Name: **M6 COMFORT IT**

Item Number: **HEM-7322U-E**

### Table of Contents

	Page
General Information	
Sales name and Item number of product	2
Model/Category of the product	2
Legal Manufacturer, Production Facilities	2
Photo of Product	2
Packaging Content (including accessories)	3
List of Harmonized EN standards`	3
Intended Use	4
Particularity's	5
How it works	5
Efficiency of the medial product	5
Description of the design and test procedure (Application)	6
Warnings	7-8
Specifications	9
Materials Used	10
Title page of Instruction Manual	11
Packages Design	12
Operation and Care / Storage / Servicing / Repair	13
Disposal / Warranty / Lifetime	14
Comparison with Previous Product / Comparative Table	15-16

OMRON HEALTHCARE EUROPE B.V.  
Scorpius 33 2132 LR Hoofddorp The Netherlands  
P.O. Box 2050 2130 GL Hoofddorp The Netherlands  
Phone: +31 (0)23 55 44 700 fax +31 (0)23 55 44 701  
[www.omron.healthcare.com](http://www.omron.healthcare.com)

BANKERS BANK OF TOKYO-MITUBISHI (HOLLAND) N.V.  
ACC. NR. 063.56.15.320 IBAN NL95BOTK0635615320  
SWIFT BOTKNL2X  
CHAMBER OF COMMERCE NR. 342.10306  
BTW/VAT NR. NL8132.86.281.B01

## Professional Blood Pressure Monitor M6 COMFORT IT (HEM-7322U-E)



### **LEGAL MANUFACTURER**

Address:  
OMRON HEALTHCARE Co., Ltd  
53, Kunotsubo, Terado-cho, Muko, Kyoto  
617-0002 Japan

### **PRODUCTION FACILITIES**

Address: OMRON DALIAN Co., Ltd.  
No. 3, Song Jiang Road,  
Economic and Technical Development Zone,  
Dalian 116600, China

**Blood pressure monitor M6 COMFORT IT (HEM-7322U-E)** is a professional medical device meant for measurement of blood pressure on the basis of the oscillometric principle.

The manufacturer produces **blood pressure monitor M6 COMFORT IT (HEM-7322U-E)** and with applicable accessories included, necessary for the application for its intended purpose:

1. Main unit
2. Cuff
3. Instruction Manual
4. Blood Pressure Pass
5. Batteries
6. Storage case
7. AC Adapter
8. USB cable

The complete set of the medical device is specified in the Instruction Manual in Using the Unit section.

**The above-mentioned medical device belongs to II potential risk class.**

Applicable Directives: Medical Device Directive (MDD) 93/42/EEC

EN980:2008  
EN1041:2008  
EN1060-1:1995+A2:2009  
EN1060-3:1997+A2:2009  
EN60601-1:2006  
EN60601-1-2:2007  
IEC60601-1-6:2010  
EN ISO14971:2012  
EN ISO10993-1:2009  
EN ISO10993-5:2009  
EN ISO10993-10:2010  
EN62304:2006  
EN62366:2008  
EN6060101011:2010  
EN80601-2-30:2010

## Intended Use

### **Medical product's intended use as determined by the manufacturer.**

This device is a digital monitor intended for use in measuring blood pressure and pulse rate in adult patient population who can understand this instruction manual with the arm circumference range printed on the arm cuff.

### **Application field:**

The unit is designed for use in physicians' offices, hospitals, clinics and other medical facilities as well as for home use.

### **User:**

This device should be used by a medical professional and patients who are capable of understanding the general operation of this device and the content of the instruction manual.

## Intended Use of Cuff Accessories

### **Medical product's intended use as determined by the manufacturer.**

This product is an upper arm cuff for OMRON non-invasive blood pressure monitors.

### **Application field:**

The instrument is designed for use in physicians' offices, hospitals, clinics and other medical facilities as well as for home use.

### **User:**

This device should be used by a medical professional and patients who are capable of understanding the general operation of this device and the content of the instruction manual.



## **Particularities of M6 COMFORT IT (HEM-7322U-E):**

- Intellisense Technology
- Connects to Bi-Link online tool via USB cable (included)
- Intelli Wrap Cuff Technology (22-42 cm)
- Easy Blood Pressure Level indicator (with LED lamps)
- Morning Hypertension Tracker
- Weekly average value
- Body movement error indicator
- Cuff wrapping Guide with lamp
- Irregular Heartbeat Detection
- Blood pressure colour level indicator
- Morning / evening averaging
- 2 user capability
- 100 memories for each user

### **How it works**

Blood pressure monitor M6 COMFORT IT measures blood pressure using oscillometric method.

### **Efficiency of the medical product**

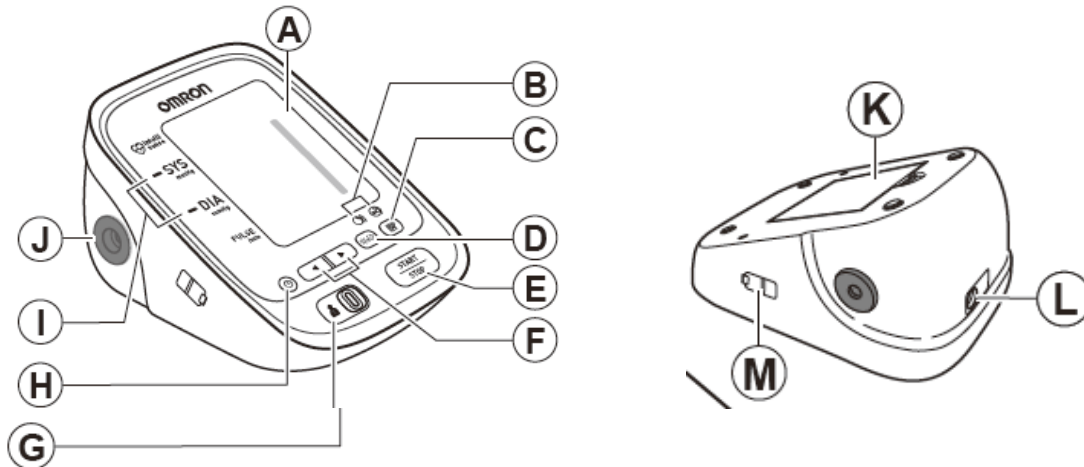
Efficient measurement of the blood pressure is the most important element of modern hypertension control. M6 COMFORT IT blood pressure monitor's is designed for persons using the device to easily and accurately measure their blood pressure.

The oscillometric method is used for detecting the blood pressuring using the M6 COMFORT IT and is an accurate and reliable measurement method.

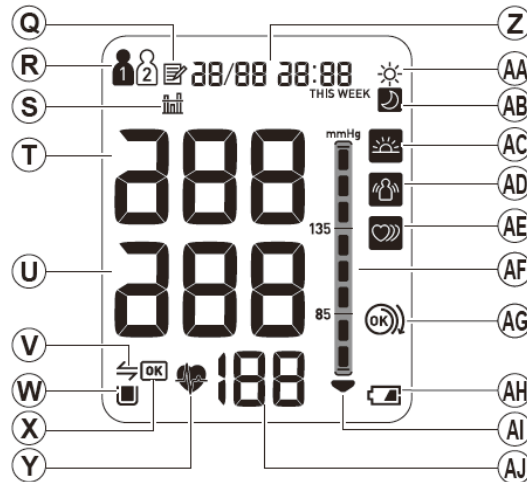
## Description of the design and test procedure

M6 COMFORT IT (HEM-7322U-E)

### Blood Pressure Monitor



- A. Display
- B. Cuff wrap guide lamp
- C. Memory button
- D. Weekly average button
- E. START/STOP button
- F. Up/Down buttons
- G. USER ID selection switch
- H. DATA/TIME setting switch
- I. Blood pressure colour indicator
- J. Air Jack
- K. Battery compartment
- L. AC adapter jack
- M. USB port



- Q. Memory symbol
- R. USER ID symbol
- S. Average value symbol
- T. Systolic blood pressure
- U. Diastolic blood pressure
- V. Transfer indicator
- W. DATA/FULL symbol
- X. OK symbol
- Y. Heartbeat symbol
- Z. Date/Time display
- AA. Morning average symbol
- AB. Evening average symbol
- AC. Morning hypertension symbol
- AD. Movement error symbol
- AE. Irregular heartbeat symbol
- AF. Blood pressure level indicator
- AG. Cuff wrap guide
- AH. Low battery symbol
- AI. Deflation symbol
- AJ. Pulse display / Memory number

**Application:**

Review the Instruction Manual for the full details on the application of this product.

1. Wrap the cuff correctly on a bare arm or over thin clothing.
2. Select user
3. Press start

4. Note the blood pressure and pulse rate in the blood pressure pass

### **Important Safety Information**

**Warning: Indicates a potentially hazardous situation which, if not avoided, could result in death or serious injury.**

#### **(General Usage)**

Consult your physician before using the device in pregnancy including pre-eclampsia, or if diagnosed with arrhythmia or arteriosclerosis.

Do not use the device on the injured arm or the arm under medical treatment.

Do not apply the arm cuff on the arm while being on an intravenous drip or blood transfusion.

Consult your physician before using the device on the arm with an arterio-venous (A-V) shunt.

Do not use the device with other ME equipment simultaneously.

Do not use the device in the area the HF surgical equipment, MRI, or CT scanner exists, or in the oxygen rich environment.

The air tube or the AC adapter cable may cause strangulation in infants.

Contained small parts that may cause a choking hazard if swallowed by infants.

#### **(AC Adapter (optional) Usage)**

Do not use the AC adapter if the device or the power cord is damaged. Turn off the power and unplug the power cord immediately.

Plug the AC adapter into the appropriate voltage outlet. Do not use in a multi-outlet plug..

Never plug in or unplug the power cord from the electric outlet with wet hands.

**Caution: Indicates a potentially hazardous situation which, if not avoided, may result in minor or moderate injury to the user or patient or damage to the equipment or other property.**

#### **(General Usage)**

Always consult your physician. Self-diagnosis of measurement results and self-treatment are dangerous.

People with severe blood flow problems, or blood disorders, should consult a physician before using the device, as the arm cuff inflation can cause bruising.

If there are any abnormalities during the measurement, remove the arm cuff.

Do not use the device on neonatal patients, infants or persons who cannot express their intentions.

Do not inflate the arm cuff more than necessary.

Do not use the device for any purpose other than measuring blood pressure.

Use only the approved arm cuff for this device. Use of other arm cuffs may result in incorrect measurement results.

Do not use a mobile phone or other devices that emit electromagnetic fields, near the device. This may result in incorrect operation of the device.

Do not disassemble the monitor or arm cuff.



Do not use in a location with moisture, or a location where water may splash on the device. This may damage the device.

Do not use the device in a moving vehicle (car, airplane).

Do not take measurements more than necessary. It may cause internal bleeding due to blood flow interference.

Consult your physician in case you've had a mastectomy.

### **(AC Adapter (optional) Usage)**

Fully insert the power plug.

When disconnecting the power plug, do not pull the power cord. Be sure to hold the power plug.

When handling the power cord, observe the following:

Do not damage.

Do not break it.

Do not tamper with it.

Do not forcibly bend or pull.

Do not twist.

Do not bundle during use.

Do not pinch.

Do not place under heavy object.

Wipe the dust off from the power plug.

Unplug monitor when not in use.

Disconnect the power plug before cleaning.

Use only the original AC adapter designed for this device. Use of unsupported adapters may damage and/or maybe hazardous to the device.

### **(Battery Usage)**

Do not insert the batteries with their polarities incorrectly aligned.



Use only 4 "AA" alkaline or manganese batteries with this device. Do not use other types of batteries. Do not use new and used batteries together.

Remove the batteries if the device will not be used for three months or more.

### **General Precautions**

- Do not forcibly bend the arm cuff or the air tube excessively.
- Do not press the air tube while taking a measurement.
- To unplug the air plug, pull on the air plug at the connection with the monitor, not the tube itself.
- Do not drop the monitor or subject device to strong shocks or vibrations.
- Do not inflate the arm cuff when it is not wrapped around your arm.
- Do not use the device outside the specified environment. It may cause an inaccurate result.
- Read and follow the "Important information regarding Electro Magnetic Compatibility (EMC)" in the "6. Specifications".
- Read and follow the "Correct Disposal of This Product" in "6. Specifications" when disposing of the device and any used accessories or optional parts.

### Specifications of M6 COMFORT IT (HEM-7322U-E)

Product Description	Automatic Blood Pressure Monitor
Model	OMRON M6 COMFORT IT (HEM-7322U-E)
Display	LCD Digital Display
Measurement Method	Oscillometric method
Measurement Range	Pressure: 0mmHg to 299mmHg / Pulse: 40 to 180/min.
Accuracy	Pressure: $\pm 3$ mmHg / Pulse: $\pm 5\%$ of display reading
Inflation	Fuzzy-logic controlled by electric pump
Deflation	Automatic pressure release valve
Memory	60 measurements with date and time for each user (1 and 2)
Rating	DC6V 4W
Power Source	4 "AAA" batteries 1.5V or AC/DC adapter (6V = 4W) (Adapter S-9515336-9, INPUT AC100-240V 50/60Hz 0.12A) (Adapter UK-9983666-5, INPUT AC100-240V 50/60Hz 15VA)
Battery life	Approx. 1000 measurements (using new alkaline batteries)
Applied Part	 = Type BF
Protection against electric shock	Internally powered ME equipment (When using only the batteries)  = Class II ME equipment (Optional AC adapter)
Operating temperature / Humidity	+10°C to +40°C Maximum: 30% to 85% RH
Storage Temperature / humidity / air pressure	-20°C to +60°C Maximum: 10% to 95% RH / 700 to 1060 hPa
IP Classification	IP 20
Console Weight	Approx. 380g without batteries
Cuff Weight	Approx. 170g
Outer dimensions	Approx. 124 (w) mm x 90 (h) mm x 161 (l) mm
Cuff dimensions	Appro.145 mm x 594 mm
Cuff circumference	22 to 42 cm
Cuff / Tube material	Nylon, polyester, polyvinyl chloride
Package Content	Monitor, arm cuff, instruction manual, storage case, battery set, blood pressure pass
EAN code:	401567210831 8

- This device fulfils the provisions of EC directive 93/42/EEC (Medical Device Directive).
- This blood pressure monitor is designed according to the European Standard EN1060, Non-invasive sphygmomanometers Part 1: General Requirements and Part 3: Supplementary requirements for electromechanical blood pressure measuring systems.

- This OMRON product is produced under the strict quality system of OMRON HEALTHCARE Co. Ltd., Japan. The Core component for OMRON blood pressure monitors, which is the Pressure Sensor, is produced in Japan.

**Materials Used Main product**

<b>Item</b>	<b>Material</b>
Housing	ABS (acrylonitrile butadiene styrene)
Battery Cover	ABS (acrylonitrile butadiene styrene)
Front Panel	PC (polycarbonate)
Button	ABS (acrylonitrile butadiene styrene)
Cuff	Nylon and Polyester
Tube	PVC (polyvinyl chloride)
Package	Cardboard
Instruction Manual	Paper

**Materials Used Cuff**

<b>Item</b>	<b>Material</b>
Bias Tape	Polyester
Cloth covering	Polyester
Air Tube	Polyvinyl Chloride (PVC)
Hook and Loop fastener	Hook: Polyvinyl Chloride (PVC) Loop: Nylon
Metal Ring	Steel (SWRM)
Air plugs to device	Acrylonitrile butadiene styrene (ABS)
Air plug to cuff	Polyvinyl Chloride (PVC)

## Title page of Instruction Manual

(9 languages – English / French / German / Italian / Spanish / Dutch / Russian / Turkish / Arabic)

OMRON



### Automatic Blood Pressure Monitor Model M6 Comfort IT Instruction Manual



All for Healthcare

English

Français

Deutsch

Italiano

Español

Nederlands

Русский

Türkçe

العربية

IM-HEM-7322U-E-01-08/2013  
2296871-3A

## M6 COMFORT IT (HEM-7322U-E) Package Design:



### Package specifications:

Package	Amount	Approx. weight, g	Approx. dimensions W x D x H, mm
Main unit – not including accessories	1	380 g	124 x 161 x 90
Sales package	1	1080 g	175 x 115 x 222
Master Carton	10	12.1 kg	600 x 368 x 256

## **Operation and Care**

### **Cleaning of the device**

The device should be cleaned with a soft and dry cloth, or a soft and moistened cloth and neutral soap to clean on the monitor and the arm cuff.

### **Storage**

Store the device and the components in a clean, safe location.

Do not use any abrasive or volatile cleaners.

Do not wash the device and any components or immerse them in water.

Do not use petrol, thinners or similar solvents to clean the device.

Storage and transportation:

Temperature range: -20 to 60°C (-4 to 140°F)

Humidity range: 10 to 95%RH

Atmospheric pressure: 500 to 1060hPa

### **Servicing**

It is generally recommended to have the device inspected every 2 years to ensure correct functioning and accuracy.

### **Repair**

Do not disassemble or attempt to repair the device or components. Consult your authorized OMRON retail outlet or distributor.

## **Disposal**

### **Description**

As there is a risk of environmental pollution, follow your applicable national and local legal regulations regarding disposal or recycling of this equipment and batteries. The main constituents of each part are listed in the table below. As there is a risk of infection, do not recycle patient attachments such as cuffs, but dispose of them as instructed by your facility's procedures and applicable regulations.

## **Warranty**

Warranty term for the blood pressure monitor - 3 years.

Warranty term for cuffs – this is considered a disposable item depending upon usage

## **Lifetime**

Lifetime of the blood pressure monitor. 5 years

Life of the tubes: no lifetime as these are considered disposable items

Lifetime of the GS CUFF: no lifetime as these are considered disposable items

**Warranty terms are specified in the instruction manual.**

### **Comparison with Previous Product**

Blood pressure monitor M6 COMFORT IT (HEM-7322U-E), manufactured by OMRON HEALTHCARE Co., Ltd at the production location of 53, Kunotsubo, Terado-cho, Muko, Kyoto, 617-0002 Japan, is a new device and has no predecessor model and therefore no comparison is noted.